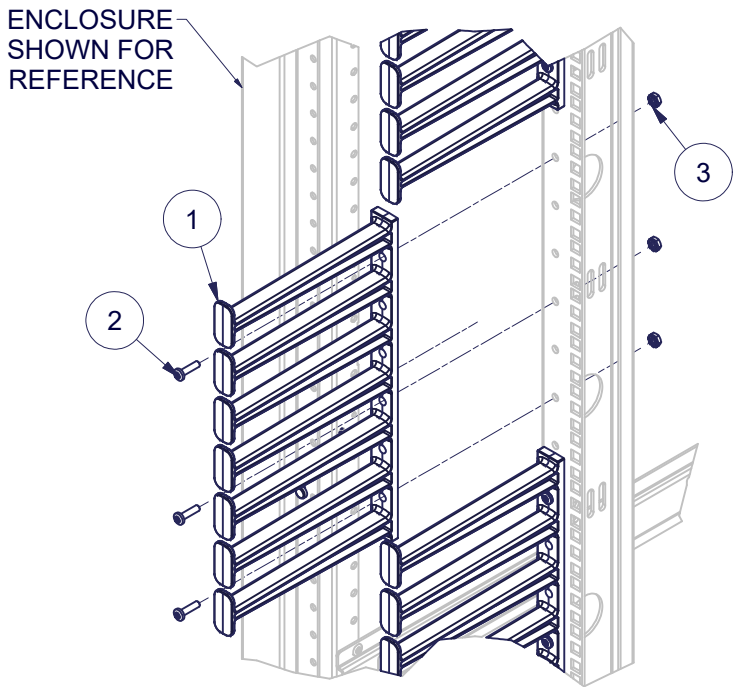
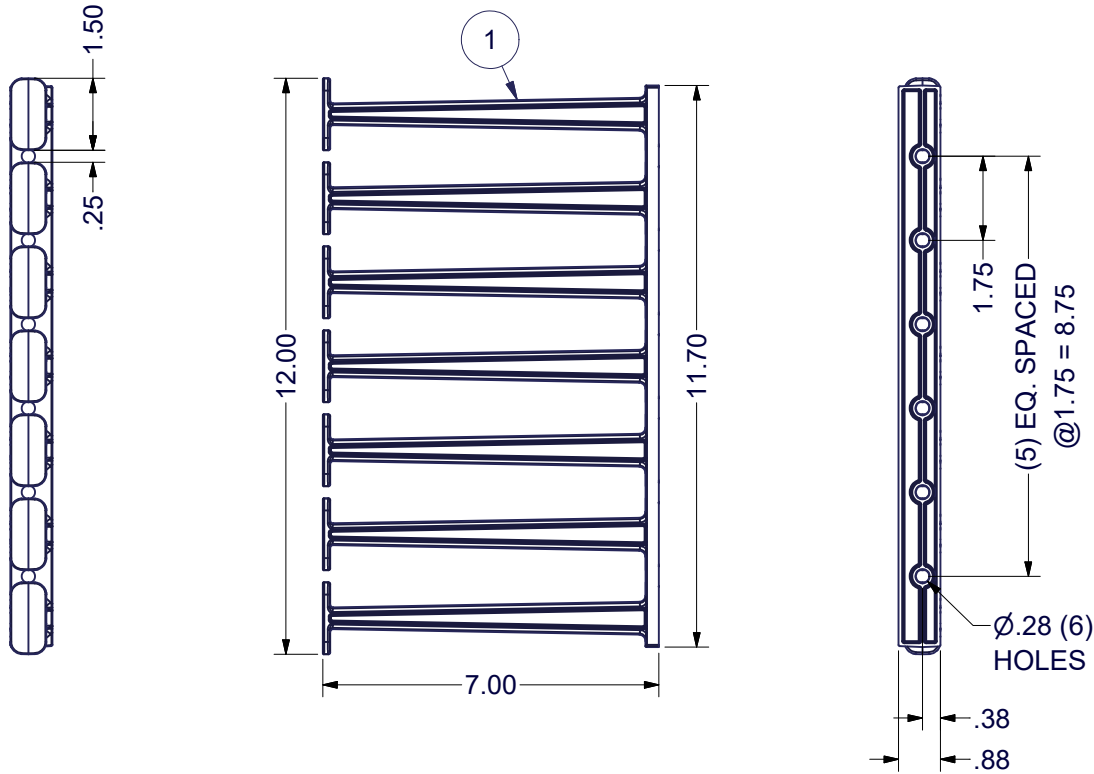
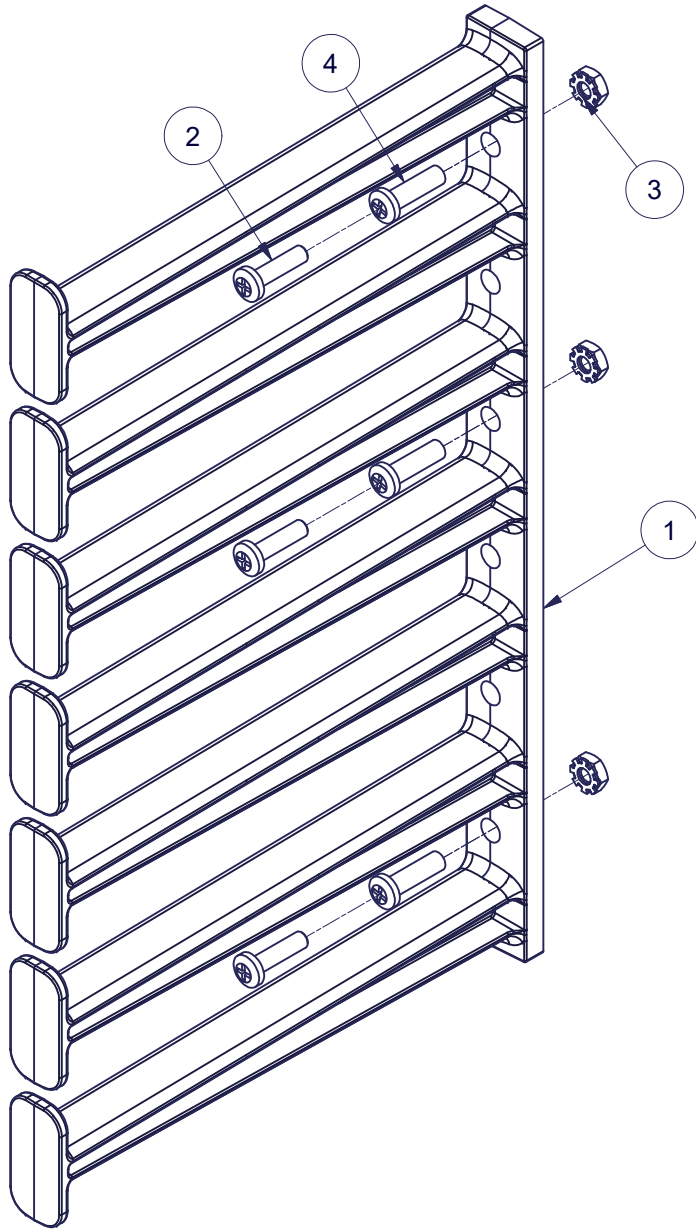


REVISION HISTORY			
REV	DESCRIPTION	DATE	APPROVED
0	ECO-07165	6/12/2017	VL

Bill of Material					
ITEM	PART NUMBER	STOCK #	QTY	DESCRIPTION	FILE NAME
1	CM77X100		1	PLASTIC FINGER CABLE MANAGEMENT, 7" LONG, 7 RMU	I027768.ipt
2		H01-265	3	#10-32 x 3/4"L PAN HEAD PHIL MS, BLACK	H01-265.ipt
3		H02-001	3	#10-32 KEPS NUT, ZINC RoHS (10/32NUT)	H02-001.iam
4	H01-125	H01-125	3	SCREW, 12-24x3/4" PH PAN TYPE 23 BLACK OXIDE/WAX RoHS (12-24X750SC23BLK)	H01-125.ipt



PREFERRED MOUNTING METHOD
FIT AT INITIAL INSTALLATION USING
THE SCREWS & NUTS INDICATED



SPECIAL NOTES:

- 1) ITEMS 1 THRU 4 TO BE PACKAGED SEPARATELY IN PLASTIC BAGS AND BUNDLED AS PART OF A KIT w/ INSTRUCTIONS.
- 2) NOT ALL HARDWARE WILL BE USED DURING FINAL INSTALLATION
ADDITIONAL HARDWARE ARE INCLUDED FOR MULTIPLE MOUNTING LOCATION OPTIONS AS REQUIRED.



EST. WEIGHT :
N/A

INTERPRET DRAWING PER ASME Y14.5M-1994
DIMENSIONAL LIMITS APPLY AFTER APPLICATION OF FINISH
DRAWING NOT TO SCALE
TOLERANCE UNLESS OTHERWISE NOTED:
ANGULAR +/- 1°
.XXXX +/- .010
.XXX +/- .015
.XX +/- .030
X FOR REF. ONLY
UNLESS OTHERWISE SPECIFIED ALL DIMENSIONS ARE IN INCHES

NOTICE:

Use of this document is subject to a confidentiality and nondisclosure agreement with Great Lakes Case & Cabinet Co., Inc. (GLCC) and may not be reproduced, disclosed or utilized in whole or in part without prior written authorization from GLCC.

PART NUMBER:	CM77X200
MATERIAL TYPE:	SEE DETAILS
MATERIAL GAUGE:	
FINISH:	SEE DETAILS
DRAWN	DATE
VL	6/12/2017
CHECKED & APP.	DATE
WSS	6/12/2017

TITLE	PLASTIC FINGER CABLE MANAGEMENT KIT, 7" LONG, 7 RMU
GREAT LAKES CASE & CABINET CO., INC.	
P.O. BOX 551 EDINBORO, PA 16412	
PHONE (814) 734-7303 FAX (814) 734-3907	
E-MAIL glcc@greatcabinets.com	
DWG NO:	I027769
REV	0
SHEET: 1 OF 1	